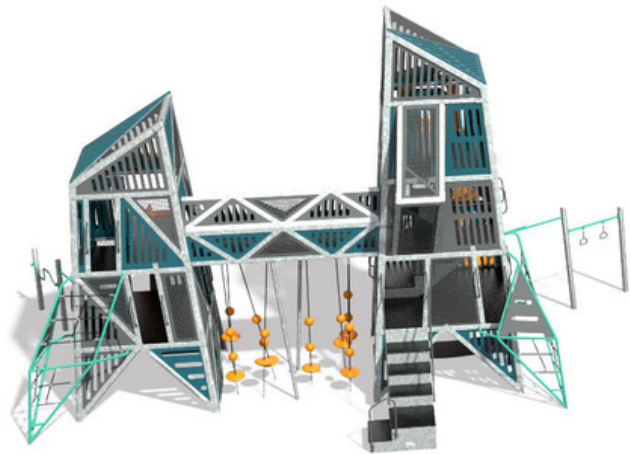


# CHILDREN'S PLAYGROUND 5-12 YEARS FOR JURONG WEST N9C20



## PLAY EQUIPMENT

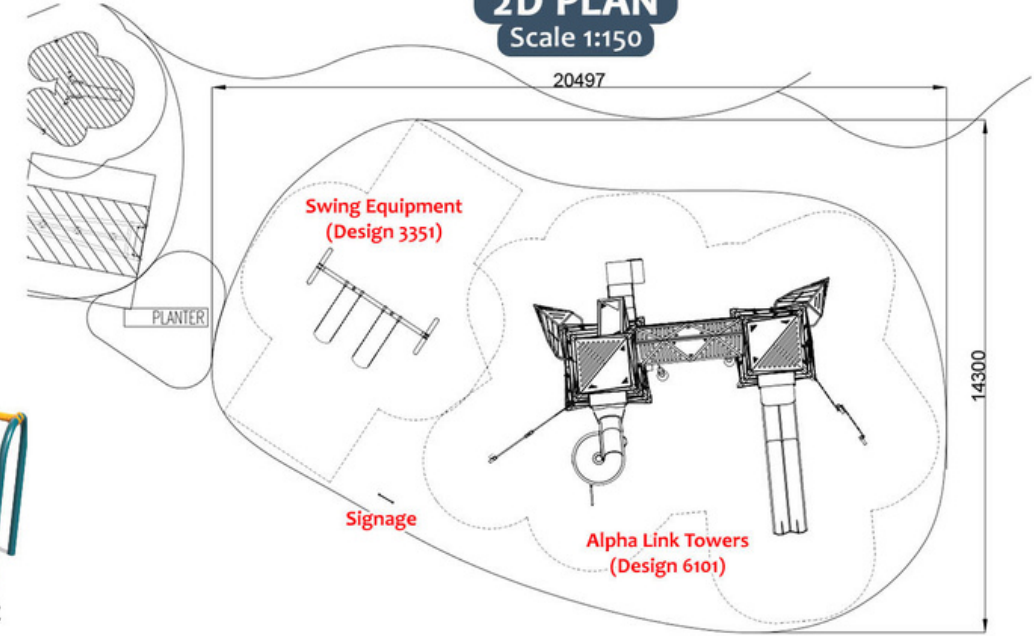


Alpha Link Towers  
(Design 6101)

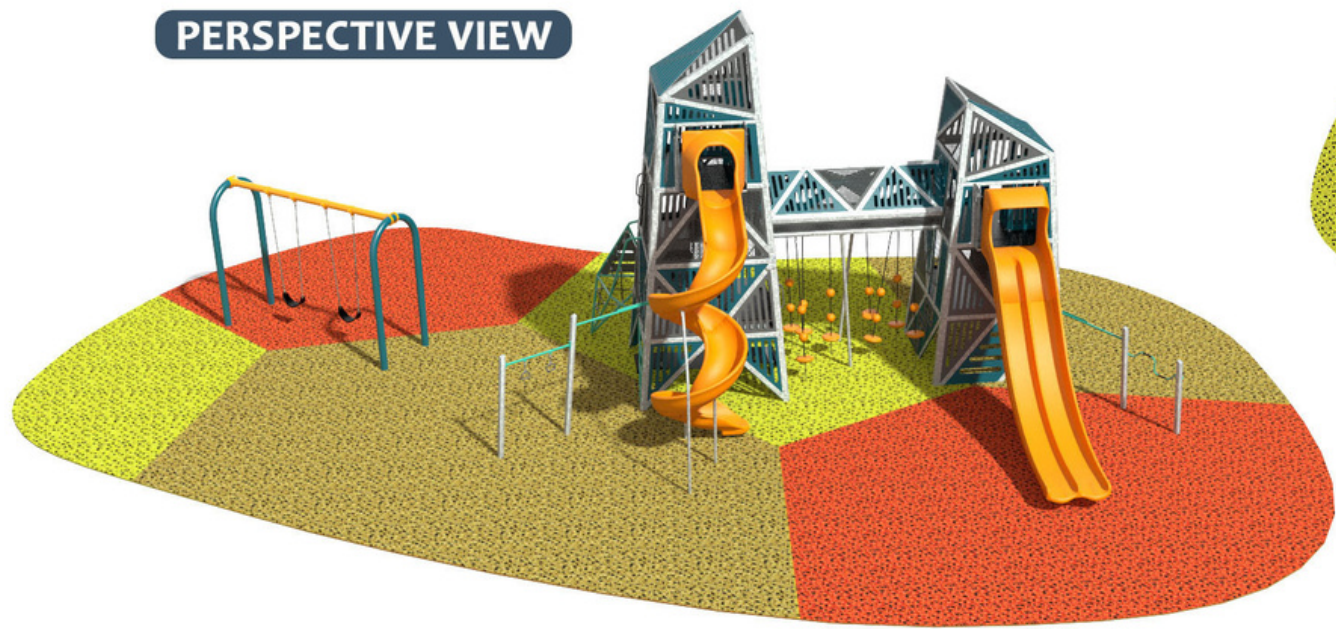


Swing Equipment  
(Design 3351)

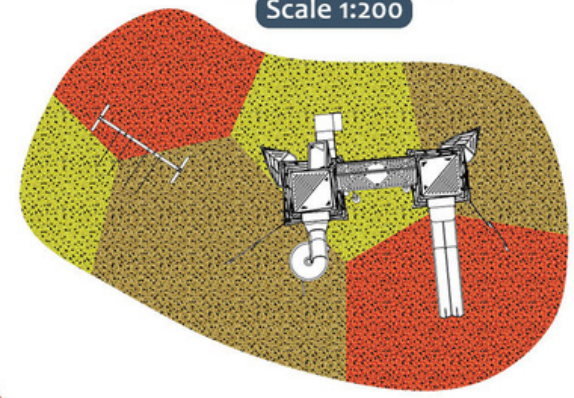
## 2D PLAN Scale 1:150






## PERSPECTIVE VIEW



## EPDM Design Scale 1:200



-  83 Yellow (70%) + Black (30%)
-  104 Bright Orange (70%) + Black (30%)
-  88 Earth Yellow (70%) + Black (30%)

DWG NO: RM9814R6/BR

\*Sample image colours may not be accurate representations of actual colours.

SCHEDULE OF COMPONENTS

LEGEND	COMPONENTS	QTY
1	ALPHA LINK TOWERS	1 SET
2	SWING EQUIPMENT	1 SET
3	SIGNAGE	1 NO

SHOP DRAWING

OWNER  
 HOUSING & DEVELOPMENT BOARD  
 HDB Hub 480 Lorong 6 Toa Payoh  
 Singapore 310480

CLIENT

DRAWING REVIEW BY:

I HEREBY CERTIFY THAT I HAVE CHECKED THE EXTRACTION OF THE SHARED DESIGN DETAILS FROM THE APPROVED DRAWINGS AND PRESENTED TO THE CONSULTANTS DESIGN INTENT IN THIS SHOP DRAWING FOR CONSTRUCTION.

QUALIFIED PERSON FOR STRUCTURAL WORKS  
 STAMP & SIGNATURE

ARCHITECTURAL CONSULTANT

- No objection
- No objection with comments marked
- Revise and resubmit
- Revise and no resubmission required
- Comments on architectural aspects only
- No comment

ISSUED BY: \_\_\_\_\_ DATE: \_\_\_\_\_

STRUCTURAL CONSULTANT

- No objection
- No objection with comments marked
- Revise and resubmit
- Revise and no resubmission required
- Comments on structural aspects only
- No comment

ISSUED BY: \_\_\_\_\_ DATE: \_\_\_\_\_

M&E CONSULTANT

- No objection
- No objection with comments marked
- Revise and resubmit
- Revise and no resubmission required
- Comments on M&E aspects only
- No comment

ISSUED BY: \_\_\_\_\_ DATE: \_\_\_\_\_

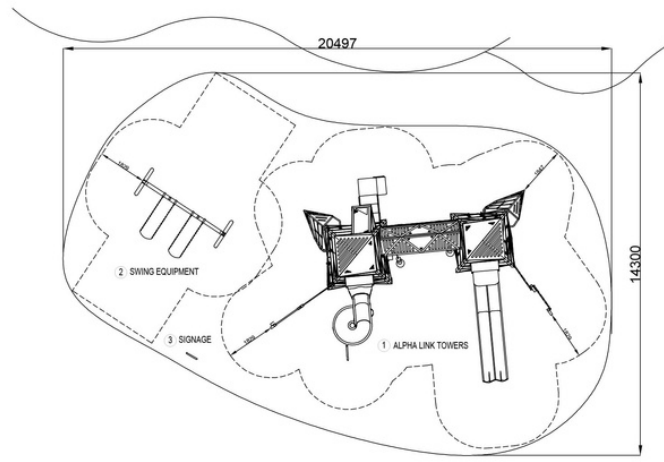
SUB CONTRACTOR

**RetroMax**  
 PLAY & FITNESS  
 02 ALAN FERNANDES  
 #02-04 PEARL BOULEVARD BUILDING  
 SINGAPORE 277173  
 TEL: (65) 6254 2012 FAX: (65) 62542013

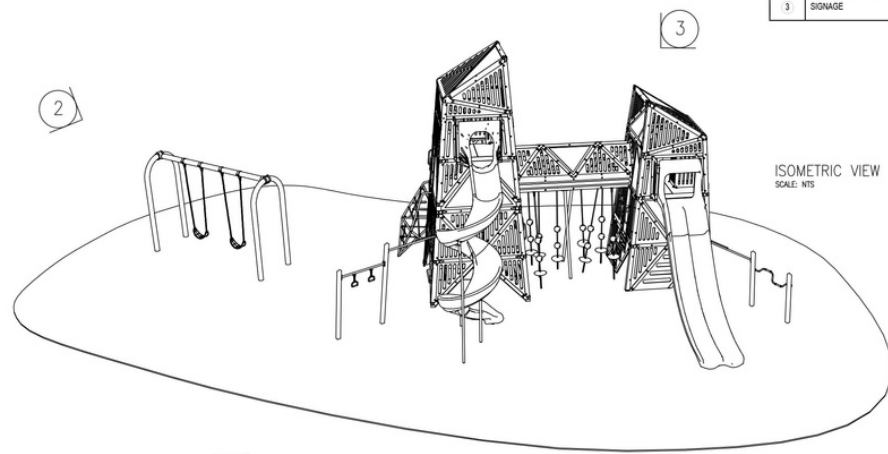
PROJECT TITLE :

JOB TITLE :  
 JURONG WEST N9C20

DRAWING TITLE:  
 CHILDREN'S PLAYGROUND (6-12 YO)

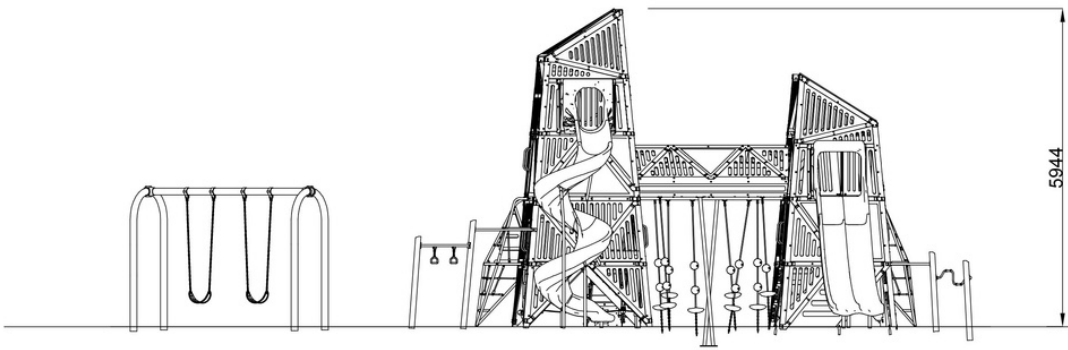


(A) PLAN VIEW  
 SCALE: 1:200

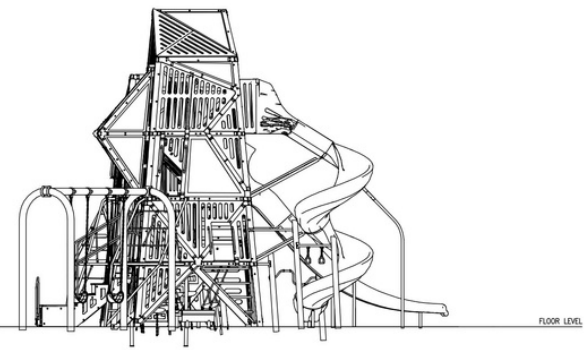


1

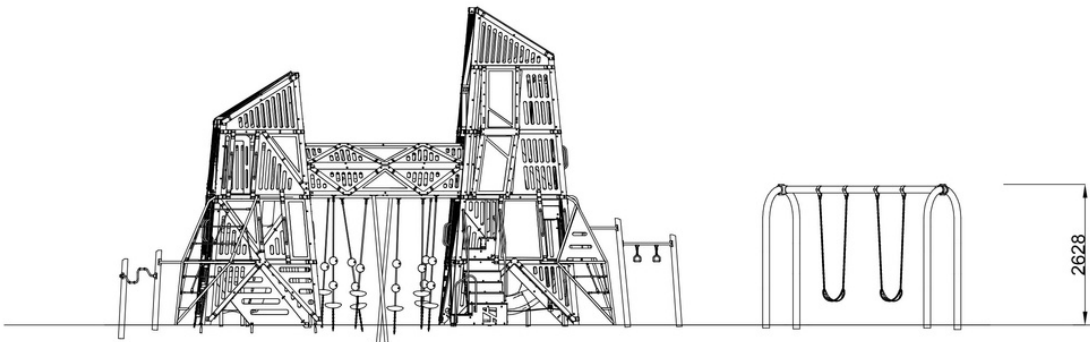
4



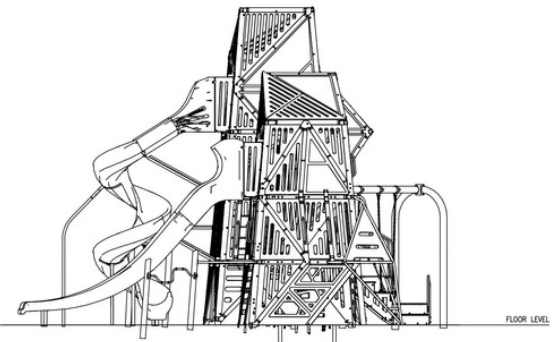
ELEVATION 1  
 SCALE: 1:100



ELEVATION 2  
 SCALE: 1:100



ELEVATION 3  
 SCALE: 1:100



ELEVATION 4  
 SCALE: 1:100

NOTE : PLEASE DOUBLE CLICK & MEASURE THE ACTUAL DIMENSIONS INSIDE OF THE BLOCK.